


We are leading refrigeration company dealing with the various kind of industrial chillers for end to end solutions. We are Committed to provide best solution to customers, Which fulfill their needs. We have a wide range of air cooled & water cooled chillers. We have an ISO 9001 certified production unit. The range of our chillers 5 Tr. to 200 Tr.

Our chillers are ideal for various industries like Pharmaceuticals, Plastics, Foods & Beverages, Dairy & Milk Processing, Chemical Industries etc.



Modular Scroll Chiller

Chilling Plant Application



Dairy & Beverages Applications



Chemical Industries



Pharmaceutical Industries



Process Industries

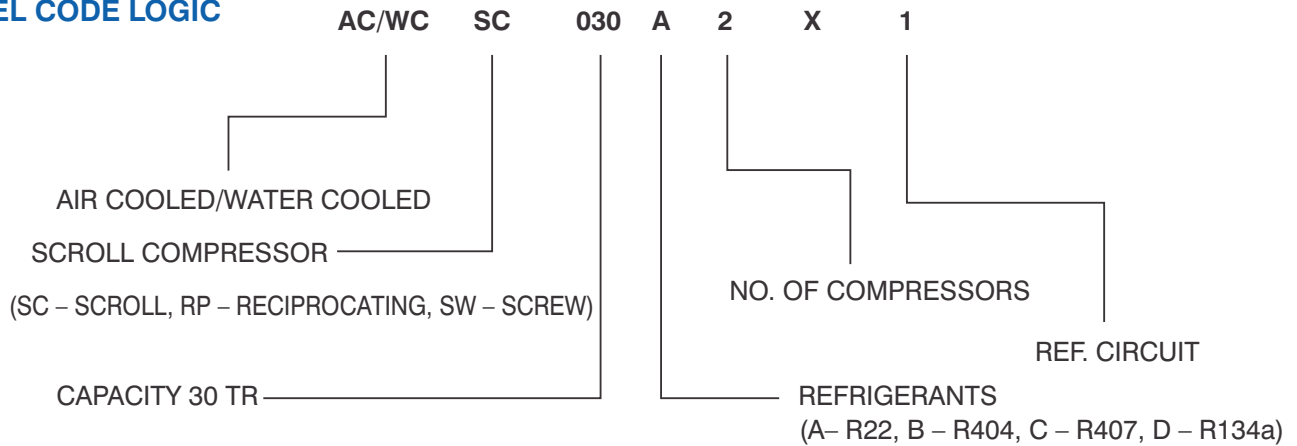


Mineral Water Applications



Plastic Process Industries

MODEL CODE LOGIC



Note : No. of Comp. per Ref. Circuit : For Ex. 2X1 –Double Comp. per Single Circuit, 2X2 –Double Comp. per Double Circuit

Table - 1 (Scroll Chiller – Air Cooled)

Sr. No.	Model No.	*Capacity (In Tr.)	Refrigerant				No. of Comp. Per Ref. Circuit		
			A	B	C	D	Comp. Qty		Ref. Cct.
			R22	R404A	R407A	R134a			
01	ACSC005A1/-X1	5	√	OP	OP	OP	1	x	1
02	ACSC010A1/2X1	10	√	OP	OP	OP	1	2	1
03	ACSC015A1/2X1	15	√	OP	OP	OP	1	2	1
04	ACSC020A1/2X1	20	√	OP	OP	OP	1	2	1
05	ACSC025A1/2X1	25	√	OP	OP	OP	1	2	1
06	ACSC030A-/2X1	30	√	OP	OP	OP	x	2	1
07	ACSC040A-/2X1	40	√	OP	OP	OP	x	2	1
08	ACSC050A-/2X1	50	√	OP	OP	OP	x	2	1
09	ACSC060A-/2X2	60	√	OP	OP	OP	x	2	2
10	ACSC080A-/2X2	80	√	OP	OP	OP	x	2	2
11	ACSC100A-/2X2	100	√	OP	OP	OP	x	2	2

AC – AIR COOLED, WC – WATER COOLED, SC – SCROLL, SW – SCREW, RP – RECIPROCATING OP - OPTIONAL, √ - IDEAL, X – NOT APPLICABLE, EVAPORATOR – SHELL & TUBE TYPE, CONDENSOR – AIR COOLED / WATER COOLED (SHELL & TUBE TYPE)

Table – 2 (Scroll Chiller – Water Cooled)

Sr. No.	Model No.	*Capacity (In Tr.)	Refrigerant				No. of Comp. Per Ref. Circuit			Condenser Water Flow rate
			A	B	C	D	Comp. Qty		Ref. Cct.	(LPM)
			R22	R404	R407	R134a				
01	WCSC005A1/-X1	5	√	OP	OP	OP	1	x	1	140
02	WCSC010A1/2X1	10	√	OP	OP	OP	1	2	1	280
03	WCSC015A1/2X1	15	√	OP	OP	OP	1	2	1	420
04	WCSC020A1/2X1	20	√	OP	OP	OP	1	2	1	560
05	WCSC025A1/2X1	25	√	OP	OP	OP	1	2	1	700
06	WCSC030A-/2X1	30	√	OP	OP	OP	x	2	1	840
07	WCSC040A-/2X1	40	√	OP	OP	OP	x	2	1	1120
08	WCSC050A-/2X1	50	√	OP	OP	OP	x	2	1	1400
09	WCSC060A-/2X2	60	√	OP	OP	OP	x	2	2	1680
10	WCSC070A-/2X2	70	√	OP	OP	OP	x	2	2	2000
11	WCSC080A-/2X2	80	√	OP	OP	OP	x	2	2	2240
12	WCSC100A-/2X2	100	√	OP	OP	OP	x	2	2	2800

Table – 3 (Screw Chiller – Air Cooled)

Sr. No.	Model No.	*Capacity (In Tr.)	Refrigerant				No. of Comp. Per Ref. Circuit		
			A	B	C	D	Comp. Qty.		Ref. Cct.
			R22	R404	R407	R134a			
01	ACSW040A1/-X1	040	√	OP	OP	OP	1	x	1
02	ACSW050A1/-X1	050	√	OP	OP	OP	1	x	1
03	ACSW060A1/-X1	060	√	OP	OP	OP	1	x	1

Table – 4 (Screw Chiller – Water Cooled)

Sr. No.	Model No.	*Capacity (In Tr.)	Refrigerant				No. of Comp. Per Ref. Circuit			Condenser Water Flow rate (LPM)
			A	B	C	D				
			R22	R404	R407	R134a	Comp. Qty	Ref. Cct.		
01	WCSW060A1/-X1	060	✓	OP	OP	OP	1	x	1	1680
02	WCSW075A1/-X1	075	✓	OP	OP	OP	1	x	1	2110
03	WCSW085A1/2X1	085	✓	OP	OP	OP	1	2	1	2400
04	WCSW100A1/2X1	100	✓	OP	OP	OP	1	2	1	2820
05	WCSW120A1/2X1	120	✓	OP	OP	OP	1	2	1	3400
06	WCSW130A1/2X1	130	✓	OP	OP	OP	1	2	1	3660
07	WCSW150A1/2X1	150	✓	OP	OP	OP	1	2	1	4220
08	WCSW180A1/2X1	180	✓	OP	OP	OP	1	2	1	5070
09	WCSW200A1/2X1	200	✓	OP	OP	OP	1	2	1	5650

Note1 : *Capacity rated on the base of water inlet temp. 15°C & water outlet temperature 10°C, Condensing temp. For water cooled system is 40°C & Air cooled system is 50°C

Note2 : For Water Cooled chiller, Condenser water inlet temperature 30°C.

Note3 : Chiller water/glycol outlet temperature ranging from -5°C to +12°C, For other temperature, higher ambient, other capacity please refer to our sales team.

Table – 5 (Glycol Chiller - Air Cooled)

Sr. No.	Model No.	*Capacity (In Tr.)	Refrigerant				No. of Comp. Per Ref. Circuit		
			A	B	C	D			
			R22	R404	R407	R134a	Comp. Qty	Ref. Cct.	
01	ACRP005B1/-X1	005	OP	✓	OP	OP	1	x	1
02	ACRP010B1/-X1	010	OP	✓	OP	OP	1	2	1
03	ACRP015B1/-X1	015	OP	✓	OP	OP	1	x	1
04	ACRP020B1/-X1	020	OP	✓	OP	OP	1	2	1
05	ACRP030B1/-X1	030	OP	✓	OP	OP	1	2	1
06	ACRP040B-/2X1	040	OP	✓	OP	OP	x	2	1
07	ACRP060B-/2X1	060	OP	✓	OP	OP	x	2	1

Table – 6 (Glycol Chiller – Water Cooled)

Sr. No.	Model No.	*Capacity (In Tr.)	Refrigerant				No. of Comp. Per Ref. Circuit			Condenser Water Flow rate (LPM)
			A	B	C	D				
			R22	R404	R407	R134a	Comp. Qty	Ref. Cct.		
01	WCRP005B1/-X1	005	OP	✓	OP	OP	1	x	1	225
02	WCRP011B1/2X1	010	OP	✓	OP	OP	1	2	1	450
03	WCRP017B1/-X1	015	OP	✓	OP	OP	1	x	1	650
04	WCRP034B1/2X1	020	OP	✓	OP	OP	1	2	1	875
05	WCRP044B-/2X1	025	OP	✓	OP	OP	1	x	1	1015
06	WCRP068B-/2X1	030	OP	✓	OP	OP	1	2	1	1400
07	WCRP068B-/2X1	040	OP	✓	OP	OP	x	2	1	1750
08	WCRP068B-/2X1	050	OP	✓	OP	OP	x	2	1	2030
09	WCRP068B-/2X1	060	OP	✓	OP	OP	x	2	1	2800

AC – AIR COOLED, WC – WATER COOLED, SC – SCROLL, SW – SCREW, RP – RECIPROCATING, OP - OPTIONAL, ✓ - IDEAL X – NOT APPLICABLE, EVAPORATOR – SHELL & TUBE TYPE, CONDENSOR – AIR COOLED / SHELL & TUBE TYPE

Note 1 : *Capacity rated on the base of brine inlet temp. +5°C & outlet brine temp. 0°C, Condensing Temp. For water cooled system is 40°C & air cooled system is 50°C.

Note 2 : For Water Cooled chiller, Condenser water inlet temperature 30°C.

Note 3 : Chiller water/glycol outlet temperature ranging from -25°C to -5°C, For other temperature, higher ambient, other capacity please refer to our sales team.

Table – 7 (Mineral Water Chiller - Air Cooled (Online & Offline))

Sr. No.	Model No.	*Capacity (In Tr.)	Refrigerant				No. of Comp. Per Ref. Circuit		
			A	B	C	D			
			R22	R404	R407	R134a	Comp. Qty.	Ref. Cct.	
01	ACSW002A1/-X1	2	✓	x	x	x	1	x	1
02	ACSW003A1/-X1	3	✓	x	x	x	1	x	1
03	ACSW005A1/-X1	5	✓	OP	OP	OP	1	x	1

Controller Options

- 1) Microprocessor Based
- 2) PLC Based (Applicable for Screw Chiller)

(1) Microprocessor Based Controller :



The LCD screen shows description of the controller parameters, and any other information concerning the controlled variables.

Display Size : **2 Rows X 16 Characters**

Liquid Crystal Display (LCD) Character Size : **5.65 X 2.96 mm**

Controller has following Analog Inputs (Probe)	Controller has following Digital Outputs (Relay)	System Safety features (Trip Signals)
COND IN – Indicates Condenser Inlet temperature	Chiller Pump ON/OFF	<ul style="list-style-type: none"> • High Pressure • Low Pressure • High Voltage • Low Voltage • Phase Failure • Chiller Pump Overload • Compressor Overload • Condenser Fan Overload or • Condenser Pump Overload • Low Water Flow in Chiller • Low Water Flow in Condenser • Single Phase Prevent • Antifreeze Trip • Phase Input
COND OUT – Indicates Condenser Outlet temperature	Compressor1 ON/OFF	
WATER IN – Senses Water (Chiller) Inlet temperature	Condenser Fan1 ON/OFF	
WATER OUT – Senses Water (Chiller) Outlet temperature	Liquid SV1 for Pump Down1	
ANTI FREEZE – Used as an Internal Anti Freeze Control	Compressor2 ON/OFF	
–	Liquid SV2 for Pump Down2	
–	Alarm	

Note : Controller informs the user of a fault condition via a Buzzer and an Alarm Relay or by Message on display

(2) PLC Based Controller :

Its programmable logic controller that is fully compatible (hardware and software), which includes programmable controllers, user terminals, gateways, communication devices and remote management devices

Controller has following Analog & Digital inputs :

Suction Pressure, Discharge Pressure, Chiller Inlet, Chiller Outlet, Condenser Inlet, Condenser Outlet, Anti-Freeze, Emergency Stop, Compressor OLR, HP Switch & LP Switch, Evaporator Flow, Condenser Flow, Condenser Pump Overload, Chiller Pump Overload.

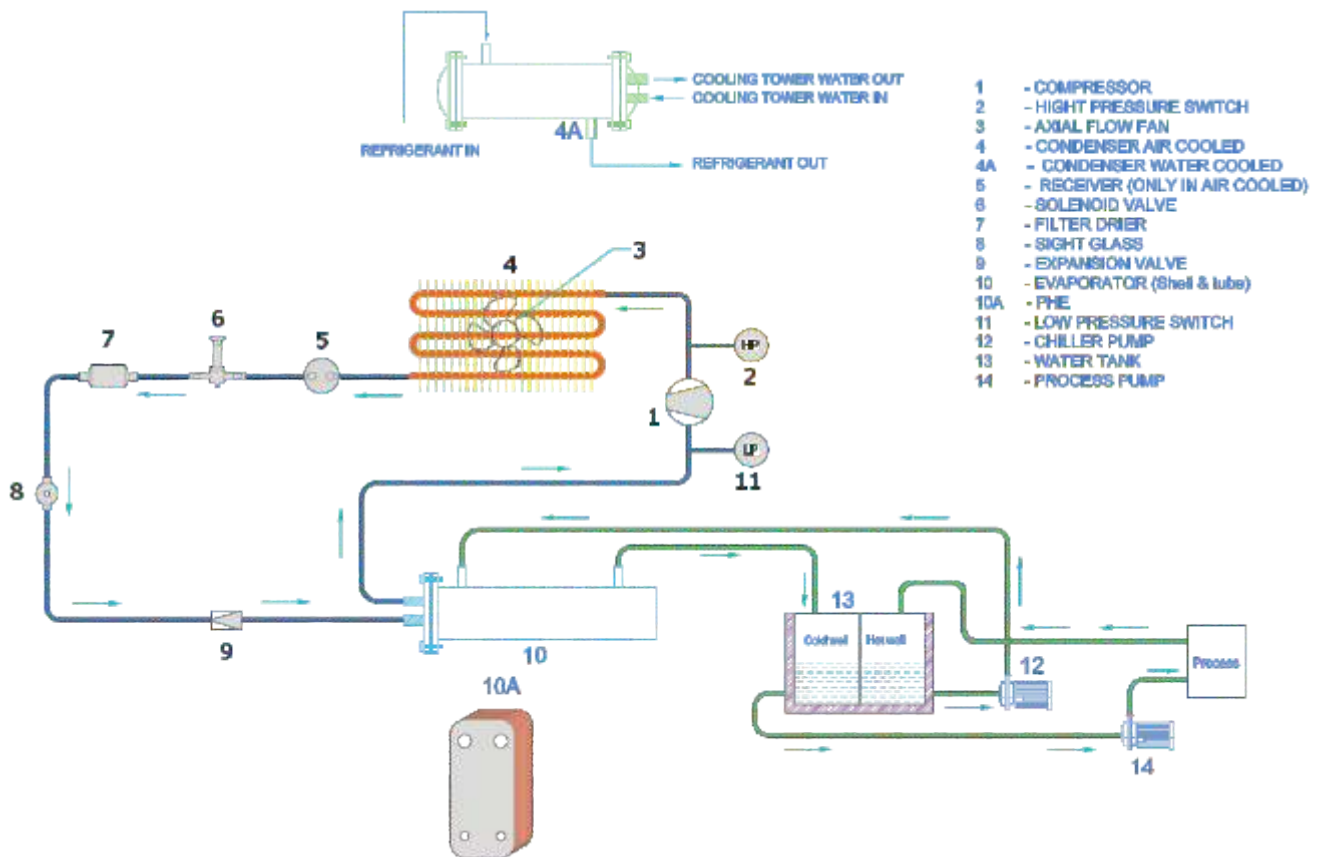


Self Identification Functions:-

1. All digital inputs & outputs such as Chiller Inlet, Chiller Outlet, Condenser Inlet, Condenser Outlet, current, Voltage, Low water flows in condenser etc.
2. Trouble shooting identification function: - Show history of trips with date & time as well as cause of trips.

Note : Other Customize inputs & outputs in controller, please refer to Ice Make sales team.

Refrigeration Cycle



Key Features :

- Availability of Customized Solution
- Eco Friendly Refrigerant
- Wide Range of Water/Glycol Temp. (+15 °C to -25 °C)
- Closed Circuit operation
- Modular Design
- Easy operation & less Maintenance
- Compact in size

We are Dealing with Following Compressor

- 1) Scroll Compressor ,
Make : Emerson/Copeland & Danfoss or Equivalent
- 2) Reciprocating Compressor Type : Semi Hermetic & Hermetic sealed
Make : Emerson/Copeland, Danfoss, Frascold & Bitzer or Equivalent
- 3) Screw Compressor
Make : Frascold & Bitzer or Equivalent

Dimple Plate in Tank Type Chiller

- Evaporator : Dimple Plate Type (S.S plate)
- Condenser : Air Cooled/Water Cooled
- Water Temperature Range : +2 °C to +4 °C
- Application : Food & Bakery Industry
- Tank M.O.C : Inner S.S 304 & Outer G.I.PP/S.S 304
- Insulation : PUF



Dimple Plate Type Evaporator



Air Cooled V Condenser Screw Chiller



Air Cooled Screw Chiller



Air Cooled Scroll Chiller



Air Cooled Scroll Chiller



Air Cooled Glycol Chiller



Online Chilling Plant



Water Cooled Screw Chiller



Water Cooled Scroll Chiller



Water Cooled Glycol Chiller



Water Cooled Screw Chiller



Modular Scroll Chiller



Industrial Chilling Plant

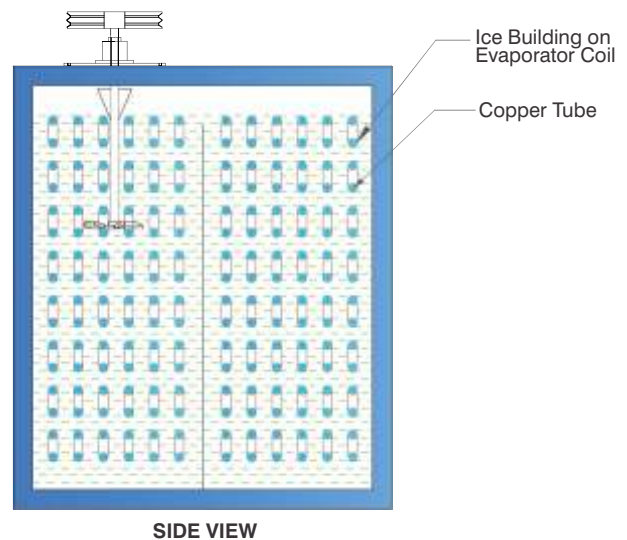
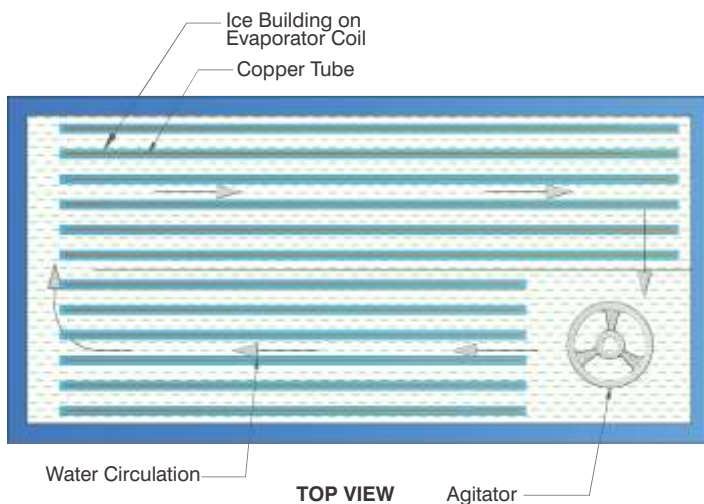
IBT is a system, which store energy in the form of ICE.
It is applicable in Dairy Industry for quick process in short time with certain limit of power load.

NO NEED OF CIVIL & FABRICATION WORK AT CUSTOMER SITE
EASY TO LIFT & SHIFT | 40% ENERGY EFFICIENT | BETTER INSULATION

(IBT- COIL IN TANK TYPE)



(IBT- COIL IN TANK TYPE)



Advantage:

- Required Less connected power load
- The ice water intensively cools the product without any risk
- Power supply is not required ones Ice Formation is Completed
- No requirement of Cooling Tower and Water Supply (For Air Cooled type)
- Wide capacity with Storage tank upto 1,00,000 LTR / 33,000 KG ice formation per day
- Cooling energy storage capacity upto 900 TR. / day

Material of Construction:

Outer:

A : Pre Coated GI sheet with PVC film thickness 0.5mm

B : stainless steel sheet, grade 304, thickness 0.5mm.

Inner:

A : M.S. Sheet Thickness 2.4 to 6 mm with epoxy paints.

B : S.S sheet, grade 304, Thickness 0.8 to 1.6mm.

Buckets:

M.S. angle & channel 65x5 mm to 100x8 mm with Paint.

PUF Insulation:

The tank has 80mm insulation, which help to stop energy loss & Lower Power Consumption.

Protection & Control accessories:

Large graphic LCD screen

Finger-touch menu with simple controls

Continuous, accurate display of each action

SR NO.	MODEL	TANK CAPACITY LTR.	REFRIGERATION UNIT CAPACITY TR (TON REFRIGERATION)	UNIT CAPACITY (TR) NO. OF UNITS	STIRRER SYSTEM TYPE	ICE PRODUCE CAPACITY IN KG (AFTER 20 Hr. Working)	COOLING STORAGE CAPACITY IN TR. (TON REFRIGERATION) (At 2° C)	BODY SIZE (INCHES)	CONNECTED POWER LOAD(kw)
		LTR	TOTAL	Tr.	TYPE	KG	Tr.	TOTAL (LxWxH)	Kw
1	IBT-501.5	500	1.5	1.5 X 1	Pump	412.5	12	45 x 35 x 39	2.4
2	IBT-1002	1000	2	2 X 1	Pump	550	17	65 x 35 x 39	2.78
3	IBT-1003	1000	3	3 X 1	Agitator	825	24	65 x 35 x 39	3.8
4	IBT-2003	2000	3	3 X 1	Agitator	825	26	93 x 45 x 39	3.8
5	IBT-3003	3000	3	3 X 1	Agitator	825	28	83 x 59 x 69	3.8
6	IBT-2004	2000	4	2 X 2	Agitator	1100	34	93 x 45 x 39	5.8
7	IBT-3004	3000	4	2 X 2	Agitator	1100	35	83 x 59 x 69	5.8
8	IBT-3005	3000	5	5 X 1	Agitator	1375	43	83 x 59 x 69	6.2
9	IBT-4005	4000	5	5 X 1	Agitator	1375	44	91 x 71 x 69	6.2
10	IBT-4006	4000	6	3 X 2	Agitator	1650	52	91 x 71 x 69	7.8
11	IBT-6006	6000	6	3 X 2	Agitator	1650	55	130 x 71 x 69	7.8
12	IBT-6010	6000	10	5 X 2	Agitator	2750	85	130 x 71 x 69	12.2
13	IBT-8010	8000	10	5 X 2	Agitator	2750	89	170 x 71 x 69	12.2
14	IBT-10010	10000	10	5 X 2	Agitator	2750	92	205 x 71 x 70	12.2
15	IBT-10015	10000	15	5 X 3	Agitator	4125	130	205 x 71 x 70	18.6
16	IBT-12015	12000	15	5 X 3	Agitator	4125	133	248 x 71 x 70	18.6
17	IBT-15020	15000	20	5 X 4	Agitator	5500	176	264 x 81 x 70	24.8
18	IBT-18020	18000	20	5 X 4	Agitator	5500	181	264 x 79 x 83	24.8
19	IBT-20026	20000	26	12.8 X 2	Agitator	7150	229	264 x 84 x 86	27.2
20	IBT-25038	25000	38	12.8 X 3	Agitator	10450	328	264 x 86 x 103	41
21	IBT-28038	28000	38	12.8 X 4	Agitator	10450	333	264 x 95 x 103	41